

Directions:

As a team, for each Goal:

Step 1: Review the *Findings/Visualizations* slides within the *Event 9* slide deck. These will need to be updated prior to each event.

Step 2: Reflect on the *Now, Next, Need* questions noted in the slide deck.


Step 3: Fill in the appropriate cells in the table below.

- Did we achieve our Goal/Intended Outcomes - Yes, No.
- Do we continue, correct, or cancel our goals/implementation strategies - Continue, Correct, Cancel.
- Identify specific Lessons Learned, Next Steps and Needs.

Note: The rating you enter for Step 3 will automatically update the accompanying cell on the Master Tracker (tab 1).



School Goal - Inquiry Area 1 - Student Success		Did we achieve our goal?	
Increase the percent of all students proficient in mathematics from 60% to 75% by the end of academic year, as measured by MAP Growth Assessment.		Yes	
Improvement Strategies	Intended Outcomes	Were our improvement strategies successful? (Select One)	Continue, Correct, or Cancel the Strategy? (Select One)
Targeted training to help teachers understand the standards to align paper and pencil math computation with technology based mathematical programs to move students from mastering basic computational skills and number concepts to more complex ideas and mathematical reasoning, including problem solving.	Increase the percent of students scoring above the 60th percentile in mathematics from 60% (fall) to 68% (winter) to 75% (spring) by 2022 as measured by MAP Growth Assessment.	Yes	Continue
School Goal - Inquiry Area 2 - Adult Learning Culture		Did we achieve our goal?	
Increase the number of staff who utilize Canvas LMS with fidelity to 90% as measured by staff surveys and Canvas usage.		Yes	
Improvement Strategies	Intended Outcomes	Were our improvement strategies successful? (Select One)	Continue, Correct, or Cancel the Strategy? (Select One)

Provide training on best practices to utilize the Canvas LMS.	Increase the number of staff who utilize Canvas LMS with fidelity to 90% as measured by staff surveys (Fall 2021: 78%, Winter 2022: 84%, and Spring 2022: 90%) and Canvas usage.	Yes	Continue
School Goal - Inquiry Area 3 - Connectedness		Did we achieve our goal?	
Increase connectivity between students and staff by from 28% to 53% as evidenced by Panorama student survey results. "How connected do you feel to the adults at your school?"	Decrease student behavioral referrals for classroom misbehaviors from 380 during the first quarter to 165 by the end of the fourth quarter as measured by Infinite Campus.	Yes	
Improvement Strategies	Intended Outcomes	Were our improvement strategies successful? (Select One)	Continue, Correct, or Cancel the Strategy? (Select One)
Provide additional information for students about opportunities for involvement.	Increased connectivity with students (improved climate/culture). Increase connectivity between students and staff as evidenced by Panorama student survey results (Winter 2022: 40%, Spring 2022: 53%). "How connected do you feel to the adults at your school?"	Yes	Correct



Lessons Learned (Now)	Next Steps	Need
-----------------------	------------	------

Teachers need additional training and support to effectively implement Carnegie Math curriculum supports.	Schedule Carnegie trainings for upcoming year to provide additional focused supports based on teacher needs.	Master Schedule (for Preps), Carnegie consultant schedule, PD days schedule
---	--	---



Lessons Learned (Now)	Next Steps	Need
-----------------------	------------	------

Canvas Champions need to provide more targeted support (to new teachers and teachers who struggle with technology).	Pre-schedule dates for support.	Master Schedule (for preps), PD days schedule.
Lessons Learned (Now)	Next Steps	Need
Need to focus on tiered supports for PBIS; 20 students linked to mentors; students feeling a supportive environment increased from 72% to 85%; students reported sense of belonging increased from 39% to 47%	Bring in Student Success Coordinator to develop ongoing targeted trainings	Reports focused on teacher referrals for classroom behaviors. Common expectations for all teachers in completing referrals and interventions that are required. Establish common expectations for teachers to build positive relationships with students; daily announcements to support positive behaviors/inter-relations
Classroom and general discipline (nonexpulsion events totaled 200 from 1/22 through 5/22)	Counselor small group student meetings (PBIS); continue and expand restorative justice practices as a proactive measure	Cultural competency training and PBIS restorative targeted trainings